



Our Christian Life and Ministry

MEETING WORKBOOK

Sample Presentations



THE WATCHTOWER

Question: In your opinion, what is the greatest gift that God has ever given us?

Scripture: *Joh 3:16*

Offer: This issue of *The Watchtower* highlights why God sent Jesus to earth to die for us and how we can show appreciation for that gift.



MEMORIAL INVITATION

Offer: We're inviting people to a very important event. [Offer the invitation.] On April 11, millions around the world will gather to remember the death of Jesus and to hear a free Bible talk about how his death can benefit us. This invitation shows the time and location of the meeting being held in our area. We hope you can join us.



WHAT IS THE KINGDOM OF GOD?

Question: [Show the front of the tract.] How would you answer this question? Is the Kingdom of God something within your heart? a figure of speech? or a government in heaven?

Scripture: *Da 2:44; Isa 9:6, ftn.*

Offer: This tract explains what God's Kingdom can mean for you.

BUILD YOUR OWN PRESENTATION

Question:

Scripture:

Offer:

- Song 7 and Prayer
- Opening Comments (3 min. or less)

TREASURES FROM GOD'S WORD

- **"I Am With You to Save You":** (10 min.)
[Play the video *Introduction to Jeremiah.*]
Jer 1:6—Jeremiah was reluctant to accept a new assignment (*w11 3/15 29 ¶4*)
Jer 1:7-10, 17-19—Jehovah promised to strengthen and help Jeremiah (*w05 12/15 23 ¶18; jr 88 ¶14-15*)
- **Digging for Spiritual Gems:** (8 min.)
Jer 2:13, 18—What two bad things did the unfaithful Israelites do? (*w07 3/15 9 ¶8*)

Jer 4:10—In what sense had Jehovah "deceived" his people? (*w07 3/15 9 ¶4*)

What does this week's Bible reading teach me about Jehovah?

What points from this week's Bible reading can I use in the field ministry?

- **Bible Reading:** (4 min. or less) Jer 4:1-10

APPLY YOURSELF TO THE FIELD MINISTRY


- **Prepare This Month's Presentations:** (15 min.) Discussion based on "Sample Presentations." Play each presentation video, and then discuss the highlights.

LIVING AS CHRISTIANS

- Song 18
- **Organizational Accomplishments:** (7 min.) Play the *Organizational Accomplishments* video for March.
- **Memorial Campaign to Begin March 18:** (8 min.) Talk by the service overseer based on the February 2016 *Life and Ministry Meeting Workbook*, page 8. Distribute a copy of the Memorial invitation to all in the audience, and review its contents. Outline local arrangements for covering the territory.
- **Congregation Bible Study:** (30 min.) *kr* chap. 9 ¶10-15, chart on p. 90, boxes on pp. 93, 96-97
- Review Followed by Preview of Next Week (3 min.)
- Song 110 and Prayer

JEREMIAH 1-4 | "I Am With You to Save You"

Jeremiah may have been close to 25 years old when Jehovah appointed him as a prophet. Jeremiah felt unqualified for the responsibility, but Jehovah reassured him of His continued support.



647
Jeremiah appointed as a prophet

607
Jerusalem destroyed

580
Writing completed

640

620

600

580

- Song 37 and Prayer
- Opening Comments (3 min. or less)

TREASURES FROM GOD’S WORD

- **“They Stopped Doing God’s Will”:** (10 min.)
Jer 6:13-15—Jeremiah exposed the nation’s sins (w88 4/1 11-12 ¶7-8)
Jer 7:1-7—Jehovah tried to move them to repentance (w88 4/1 12 ¶9-10)
Jer 7:8-15—Israel believed that Jehovah would not take action (jr 21 ¶12)

- **Digging for Spiritual Gems:** (8 min.)
Jer 6:16—What was Jehovah urging his people to do? (w05 11/1 23 ¶11)

Jer 6:22, 23—Why could it be said that a people would be “coming from the land of the north”? (w88 4/1 13 ¶15)

What does this week’s Bible reading teach me about Jehovah?

What points from this week’s Bible reading can I use in the field ministry?

- **Bible Reading:** (4 min. or less) Jer 5:26-6:5

APPLY YOURSELF TO THE FIELD MINISTRY

- **Initial Call:** (2 min. or less) T-36—Lay the groundwork for a return visit.
- **Return Visit:** (4 min. or less) T-36—Discuss “To Think About.” Invite the person to the Memorial.
- **Bible Study:** (6 min. or less) *jl* lesson 1—Invite the person to the Memorial.

LIVING AS CHRISTIANS

- Song 123
- **“Who Are Doing Jehovah’s Will Today?—How to Use It”:** (15 min.) Begin with a five-minute discussion of the article. Afterward, play and discuss the video that shows how lesson 8 of the brochure might be considered with a Bible student. Encourage everyone who conducts a Bible study to use the brochure each week.
- **Congregation Bible Study:** (30 min.) *kr* chap. 9 ¶16-21, box on p. 94, review box on p. 95
- Review Followed by Preview of Next Week (3 min.)
- Song 75 and Prayer

JEREMIAH 5-7 | They Stopped Doing God’s Will

Jeremiah in the gate of the house of Jehovah



7:1-4, 8-10, 15

- Jeremiah boldly exposed the Israelites’ sins and hypocrisy
- The Israelites considered the temple to be a talisman that would protect them
- Jehovah let it be known that ritualistic sacrifices did not make up for wrong conduct

Consider: How can I make sure that my worship is in harmony with Jehovah’s will and does not become formalistic?

- Song 86 and Prayer
- Opening Comments (3 min. or less)

TREASURES FROM GOD'S WORD

- **“Humans Can Have Success Only With Jehovah’s Guidance”:** (10 min.)
 Jer 10:2-5, 14, 15—The gods of the nations are false gods (*it-1* 555)
 Jer 10:6, 7, 10-13—Unlike the gods of the nations, Jehovah is the only true God (*w04* 10/1 11 ¶10)
 Jer 10:21-23—Humans cannot have success without Jehovah’s guidance (*w15* 9/1 15 ¶1)
- **Digging for Spiritual Gems:** (8 min.)
 Jer 9:24—What type of boasting and pride are good? (*w13* 1/15 20 ¶16)

 Jer 11:10—Why did Jeremiah include the northern ten-tribe kingdom in his pronouncements, even though Samaria had fallen in 740 B.C.E.? (*w07* 3/15 9 ¶2)

What does this week’s Bible reading teach me about Jehovah?

What points from this week’s Bible reading can I use in the field ministry?

- **Bible Reading:** (4 min. or less) Jer 11:6-16

APPLY YOURSELF TO THE FIELD MINISTRY

- **Initial Call:** (2 min. or less) Memorial invitation and *wp17.2* cover—Lay the groundwork for a return visit.
- **Return Visit:** (4 min. or less) Memorial invitation and *wp17.2* cover—Lay the groundwork for the next visit.
- **Bible Study:** (6 min. or less) *Id* pp. 4-5 (Student may select which pictures to consider.)—Invite the person to the Memorial.

LIVING AS CHRISTIANS

- Song 72
- **“Listen to God—How to Use It”:** (15 min.) Begin with a five-minute discussion of the article. Afterward, play and discuss the video that shows a portion of a Bible study being conducted using pages 8 and 9 of the brochure. The student is using *Listen to God* while the teacher is using *Listen to God and Live Forever*. Encourage the audience to follow along in their copy of *Listen to God and Live Forever*.
- **Congregation Bible Study:** (30 min.) *kr* pp. 98-99, chap. 10 ¶1-7
- Review Followed by Preview of Next Week (3 min.)
- Song 115 and Prayer


JEREMIAH 8-11 | Humans Can Have Success Only With Jehovah’s Guidance



10:21-23

Humans have neither the ability nor the right to govern themselves

- ◀ Because Israel’s spiritual shepherds did not inquire of Jehovah, the people were scattered
- ▶ Those who followed Jehovah’s direction had peace, happiness, and prosperity



Listen to God—How to Use It

The brochure *Listen to God* was designed to teach basic Bible truths visually to those who find it challenging to learn from text. Each two-page lesson features carefully prepared illustrations with arrows to guide the discussion from one illustration to the next.

The brochure *Listen to God and Live Forever* has the same illustrations as does *Listen to God*, but the former has more text and can be used by students who have some reading ability. Publishers often prefer to use it as a teacher's copy when their student is using *Listen to God*. Many of the pages contain a box with additional information that could be discussed, depending on the ability of the student.

You may offer either brochure at any time, even if it is not the offer for the month. When conducting a Bible study, use the illustrations to explain the Bible record. Ask questions to involve the student and to make sure he understands. Read and discuss the scriptures at the bottom of each page. After completing the brochure, study *What Does the Bible Really Teach?* or *What Can the Bible Teach Us?* to help your student progress to baptism.



Listen to God

8 Jehovah gave Adam and Eve many good things.
Genesis 1:28

9 God said not to eat from one of the trees.
Genesis 2:16, 17

- Song 128 and Prayer
- Opening Comments (3 min. or less)

TREASURES FROM GOD’S WORD

- **“Israel Forgot Jehovah”:** (10 min.)
 Jer 13:1-5—Jeremiah obeyed God’s instructions to hide a linen belt, although it took great effort (*jr* 51 ¶17)
 Jer 13:6, 7—When Jeremiah made the long trek to retrieve the belt, he found that it was ruined (*jr* 52 ¶18)
 Jer 13:8-11—Jehovah was illustrating that the close relationship that he had with the Israelites would be ruined because of their stubbornness (*jr* 52 ¶19-20; *it-1* 1121 ¶2)
- **Digging for Spiritual Gems:** (8 min.)
 Jer 12:1, 2, 14—What was Jeremiah’s question, and what was Jehovah’s answer? (*jr* 118 ¶11)

 Jer 15:17—What was Jeremiah’s view of associations, and how can we imitate him? (*w04* 5/1 12 ¶16)

What does this week’s Bible reading teach me about Jehovah?

What points from this week’s Bible reading can I use in the field ministry?

- **Bible Reading:** (4 min. or less) Jer 13:15-27

APPLY YOURSELF TO THE FIELD MINISTRY

- **Initial Call:** (2 min. or less) Memorial invitation and video—Lay the groundwork for a return visit.
- **Return Visit:** (4 min. or less) Memorial invitation and video—Lay the groundwork for the next visit.
- **Talk:** (6 min.) *w16.03* 29-31—Theme: When Were God’s People Held Captive by Babylon the Great?

LIVING AS CHRISTIANS

- Song 79
- **“Help Your Family to Remember Jehovah”:** (15 min.) Discussion. Start by playing the video “*These Words . . . Must Be on Your Heart*”—*Family Interviews* (video category FAMILY).
- **Congregation Bible Study:** (30 min.) *kr* chap. 10 ¶8-11, boxes on pp. 103, 105 (left)
- Review Followed by Preview of Next Week (3 min.)
- Song 48 and Prayer

Help Your Family to Remember Jehovah

Jeremiah was commissioned to warn the Jews of an impending destruction because they had forgotten their God, Jehovah. (Jer 13:25) How did the nation get to this sad spiritual state? Israelite families had lost their spirituality. Evidently family heads were not following Jehovah’s direction recorded at Deuteronomy 6:5-7.

Spiritually strong families contribute to the stability of our congregations today. Family heads can help their family to remember Jehovah by means of a regular and meaningful Family Worship program. (Ps 22:27) After watching the video “*These Words . . . Must Be on Your Heart*”—*Family Interviews*, answer these questions:



How have some families successfully confronted the common challenges to family worship?

What are some of the rewards of having a regular and meaningful Family Worship program?

When it comes to family worship, what challenges do I have, and how do I plan to address them?

JEREMIAH 12-16 | Israel Forgot Jehovah

Jeremiah was given a challenging assignment that would illustrate Jehovah's determination to bring to ruin the stubborn pride of Judah and Jerusalem.

13:1, 2

Jeremiah bought a linen belt

- The belt clinging to the waist symbolized the close relationship that was possible between Jehovah and the nation

13:3-5

Jeremiah took the belt to the Euphrates River

- He hid it in the cleft of a crag, and he then returned to Jerusalem

13:6, 7

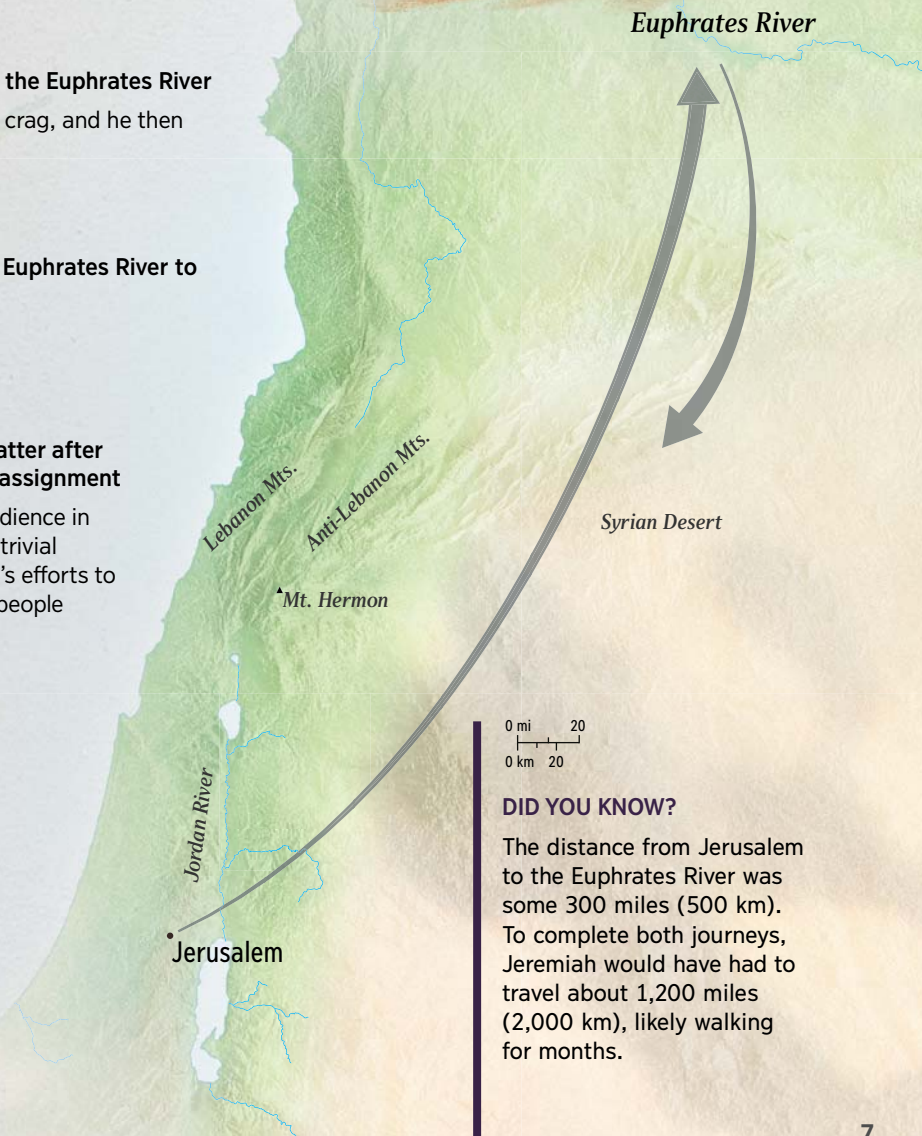
Jeremiah returned to the Euphrates River to retrieve the belt

- The belt was ruined

13:8-11

Jehovah explained the matter after Jeremiah carried out the assignment


- Jeremiah's heartfelt obedience in what may have seemed trivial played a role in Jehovah's efforts to reach the hearts of the people



DID YOU KNOW?

The distance from Jerusalem to the Euphrates River was some 300 miles (500 km). To complete both journeys, Jeremiah would have had to travel about 1,200 miles (2,000 km), likely walking for months.

Who Are Doing Jehovah's Will Today?—How to Use It



The brochure *Who Are Doing Jehovah's Will Today?* was designed to be considered with Bible students at the beginning or at the end of each study session.* Lessons 1 to 4 familiarize students with us as a people, lessons 5 to 14 help them learn about our activities, and lessons 15 to 28 show them our organization in action. It is generally best to consider the lessons in order unless a particular one deals with something of immediate interest. Each lesson is only a page long and can be discussed with most students in from five to ten minutes.

JEHOVAH'S WITNESSES

THE PEOPLE
Lessons 1-4

Jehovah's Witnesses are found in 239 countries and are from all ethnic and cultural backgrounds. What has brought this diverse group together? What sort of people are Jehovah's Witnesses?

OUR ACTIVITIES
Lessons 5-14

Our preaching work is well-known. We also meet together at our Kingdom Halls to study the Bible and to worship. What are the meetings like, and who may attend?

OUR ORGANIZATION
Lessons 15-28

This is an international, nonprofit religious organization of people who willingly serve God. How is it structured, directed, and funded? Is it truly doing Jehovah's will today?

Why Do We Dress Up for Our Meetings? 8

Have you noticed in the pictures in this brochure how well-dressed Jehovah's Witnesses are when attending their congregation meetings? Why do we pay such attention to our dress and grooming?

To show respect for our God. It is true that God looks beyond our outward appearance. (1 Samuel 16:7) However, when we gather to worship him, our heartfelt desire is to show respect both for him and for our fellow worshippers. If we were to stand before a judge in court, we would likely give attention to our appearance out of regard for his position. Likewise, the way we appear at meetings shows our esteem for "the Judge of all the earth," Jehovah God, and for the place where we worship him. —Genesis 18:25.

To reflect the values that we live by. The Bible encourages Christians to dress "with modesty and soundness of mind." (1 Timothy 2:9, 10) Dressing "with modesty" means avoiding clothing that might draw attention to us by being showy, provocative, or revealing. Also, having "soundness of mind" helps us to choose attractive clothing that is not sloppy or extreme. These principles still leave room for a great variety of personal choices.

Without our saying a word, our attractive and tasteful appearance can "adorn the teaching of our Savior" and "glorify God." (Titus 2:10; 1 Peter 2:12) By dressing up for the meetings, we thus influence how others view the worship of Jehovah.

Do not let your clothing hold you back from attending the Kingdom Hall. Our clothes do not need to be expensive or fancy to be appropriate, clean, and presentable.

- How important is the way we dress when we worship God?
- What principles guide our choices in dress and grooming?

- Call attention to the question that is the title of the lesson
- Read the lesson together, either straight through or in sections
- Discuss what you just read. Make use of the questions at the bottom of the page and the pictures. Read and discuss the cited scriptures as appropriate. Highlight that the bold subheadings answer the title question
- If there is a "Find Out More" box, read it together and encourage your student to follow through on the suggestion

* The online edition is the most up-to-date version of the brochure.

